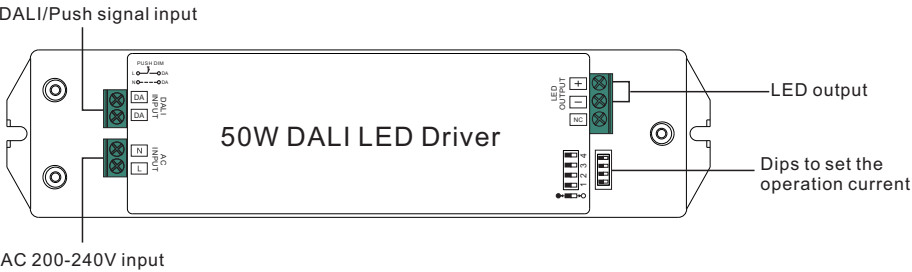


50W DALI LED Driver(Constant current)



Important: Read All Instructions Prior to Installation

Function introduction




Product Data

Output	LED Channel	1							
	Selectable Current	250mA	300mA	350mA	400mA	450mA	500mA	550mA	600mA
	DC Voltage Range	8-52V	8-52V	8-52V	8-52V	8-52V	8-52V	8-52V	8-52V
	Selectable Current	650mA	700mA	750mA	800mA	850mA	900mA	950mA	1000mA
	DC Voltage Range	8-52V	8-52V	8-52V	8-52V	8-52V	8-52V	8-52V	8-50V
	Current Tolerance	±5%							
	Rated Power	Max. 50W							
Input	Voltage Range	200-240V AC							
	Frequency Range	50/60Hz							
	Power Factor (Typ.)	> 0.97							
	Total Harmonic Distortion	THD ≤ 8% (@ full load / 230VAC)							
	Efficiency (Typ.)	87% @ 230VAC full load							
	AC Current (Typ.)	0.27A @ 230VAC							
	Inrush Current (Typ.)	COLD START Max. 8A at 230VAC							
Control	Leakage Current	< 0.5mA /230VAC							
	Dimming Interface	DALI							
	Dimming Range	0.1%-100%							
	Dimming Method	Hybrid Comfy Dimming							
	Dimming Curve	Logarithmic/Linear							

Protection	Short Circuit	Yes, recovers automatically after fault condition is removed
	Over Voltage	Yes, recovers automatically after fault condition is removed
	Over Temperature	Yes, recovers automatically after fault condition is removed
Environment	Working Temp.	-20°C ~ +45°C
	Max. Case Temp.	75°C (Ta= "45°C")
	Working Humidity	10% ~ 95% RH non-condensing
	Storage Temp. & Humidity	-40°C ~ +80°C, 10% ~ 95% RH
Safety & EMC	Safety Standards	ENEC EN61347-1, EN61347-2-13 approved
	Withstand Voltage	I/P-O/P: 3.75KVAC
	Isolation Resistance	I/P-O/P: 100M Ohms / 500VDC / 25°C / 70% RH
	EMC Emission	EN55015, EN61000-3-2, EN61000-3-3
	EMC Immunity	EN61547, EN61000-4-2,3,4,5,6,8,11
Others	MTBF	191300H, MIL-HDBK-217F @ 230VAC at full load and 25°C ambient temperature
	Dimension	210*50*32mm (L*W*H)

Dips to set the operation current



	1	2	3	4
250mA	○	○	○	○
300mA	○	○	○	●
350mA	○	○	●	○
400mA	○	○	●	●
450mA	○	●	○	○
500mA	○	●	○	●
550mA	○	●	●	○
600mA	○	●	●	●

	1	2	3	4
650mA	●	○	○	○
700mA	○	○	○	●
750mA	●	○	○	○
800mA	●	○	●	○
850mA	●	○	○	○
900mA	●	●	○	○
950mA	●	●	○	○
1000mA	●	●	●	○

- Dimmable DALI LED driver
- In compliance with IEC 62386-101:2014, IEC 62386-102:2014, IEC 62386-207 Ed2
- Built-in DALI-2 interface, DALI DT6 device
- Amplitude dimming (PWM dimming under 1%), flicker free
- Smooth and deep dimming to 0.1%
- 1 channel constant current output , max. output power 50W
- Dip switches to select operation current from 250mA-1000mA
- Class 2 power supply, full isolated plastic case
- High power factor and efficiency
- Stand-by power consumption less than 0.5W
- Compatible with universal DALI masters that support DT6 commands
- IP20 rating, suitable for indoor LED lighting applications
- 5 years warranty

Safety & Warnings

- DO NOT install with power applied to device.
- DO NOT set operation current with power applied to the device.
- DO NOT expose the device to moisture.

Operation

1. DALI Address Assigned by DALI Masters

DALI address can be assigned by DALI Master controller automatically, please refer to user manuals of compatible DALI Masters for specific operations.

2. Power On Level

Power on level is a DALI parameter that defines the level of a control gear after power is restored. The factory default power on level for this driver is 100, which means the driver will be at 100% intensity when power is restored.

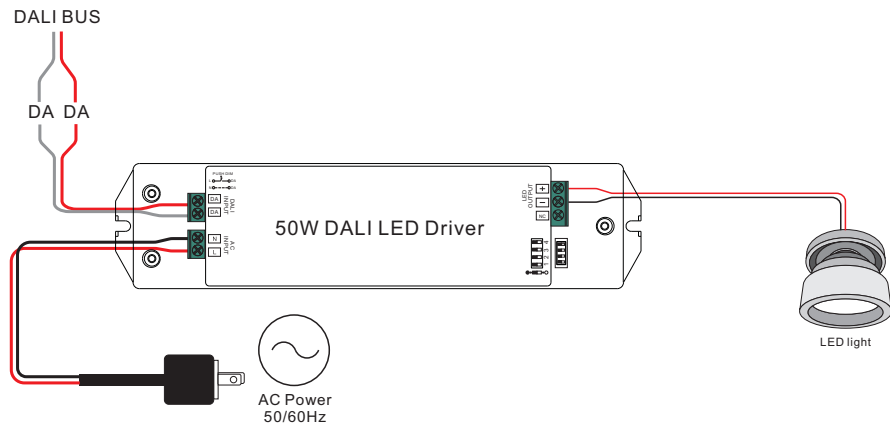
3.Push Dimmer Mode

While connected with a AC PUSH, it means Push Dimmer Mode, and operations under Push Dimmer Mode are as follows:

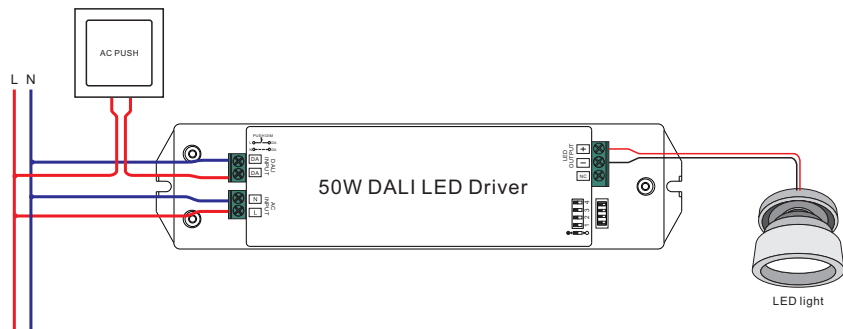
- 1.1. Click the button to switch ON/OFF
- 1.2. Press and hold down the button to increase or decrease light intensity to desired level and release it, then repeat the operation to adjust light intensity to opposite direction. The dimming range is from 0.1% to 100%.
- 1.3. Memory function after power off or power failure enables the device to memorize the status before power off while power on again.

Wiring Diagram

1.With DALI Bus



2.With PUSH dimmer



Product Dimension

